

## Manual

# MagnifiQ™ 1 Blood Direct instant kit

Kit for automated, magnetic isolation of genomic DNA from blood samples in the strip format. Contains ready-to-use, reagent-filled strips and all necessary consumables. The strip format enables the isolation of a single sample per purification run. The isolation process does not require any prior sample preparation.

catalog #	size	compatible devices *
622A-1V-32	32 isolation	Auto-Pure Mini Auto-Pure S32
622A-1V-160	160 isolation	Auto-Pure Mini Auto-Pure S32

**\* Compatible devices**

The kit has been tested with specific Allsheng brand isolation devices. This does not preclude it from working with other devices. If your device is not listed, please contact us at [info@aabiotech.com](mailto:info@aabiotech.com).

For research use only.

**Guarantee**

A&A Biotechnology provides a guarantee on this product.

The company does not guarantee the correct performance of this kit in the event of:

- not adhering to the supplied protocol
- use of not recommended equipment or materials
- use of other reagents than recommended or which are not a component of the product
- use of expired or improperly stored product or its components

# Table of Contents

<b>Advantages</b>	<b>3</b>
<b>Specification</b>	<b>3</b>
<b>Description</b>	<b>3</b>
<b>Contents</b>	<b>3</b>
<b>Additional equipment and reagents</b>	<b>4</b>
Necessary	4
<b>Protocol</b>	<b>4</b>
Protocol files	4
Extraction protocol	5
<b>Safety information</b>	<b>7</b>

## Advantages

- Simple and fast isolation procedure that requires no additional sample preparation.
- Repeatable results.
- High isolation efficiency.

## Specification

<b>protocol time</b>	~ 45 min
<b>sample type</b>	Blood: fresh or frozen
<b>sample size</b>	up to 200 µl
<b>elution volume</b>	100 µl
<b>elution solution</b>	Tris buffer
<b>binding capacity</b>	30 µg DNA
<b>downstream applications</b>	sequencing, qPCR, RT-PCR

## Description

MagnifiQ™ 1 Blood Direct instant kit is designed for genomic DNA isolation from blood samples. The isolation procedure requires no prior sample preparation. The isolated material is perfect for further analyzes and tests by PCR and real-time PCR methods and for sequencing.

The MagnifiQ™ product series is based on the automated isolation of nucleic acids with use of magnetic beads. This method significantly shortens working time and reduces risk of mistake in comparison to manual methods.

## Contents

component	622A-1V-32		622A-1V-160		storage
	quantity	cat #	quantity	cat #	
<b>XS-BL</b> - extraction strip	4 x 8 pcs	K-S1V22XBL	20 x 8 pcs	K-S1V22XBL	15–25 °C
<b>Proteinase K</b>	1.1 ml	K-PRK-11A	4 x 1.1 ml	K-PRK-11A	2–8 °C*
<b>Tris buffer</b> (10 mM, pH 8,5)	10 ml	K-TRIS-10	30 ml	K-Tris-30	15–25 °C
<b>tip comb 8</b>	16 pcs	K-C8U-16	2 x 40 pcs	K-C8U-40	15–25 °C

\* Proteinase K can be stored at 15-25 °C for up to 12 months.




# Additional equipment and reagents

## Necessary

- automated pipette
- pipette tips

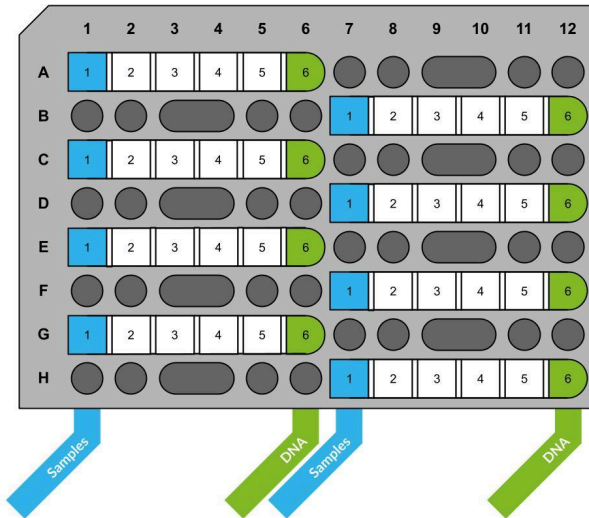
## Protocol

### Protocol files

device	protocol name	protocol file	installation
Auto-Pure Mini	MQ-BLD-MI	<a href="http://aabiotech.com/protocols/magnifiq/MI/MQ-BLD-MI.txt">aabiotech.com/protocols/magnifiq/MI/MQ-BLD-MI.txt</a>	<ol style="list-style-type: none"> <li>1. Create folder "items" on a USB drive and copy the protocol file to it.</li> <li>2. Insert the USB drive into a USB slot in the device.</li> <li>3. On a device screen, go to Settings &gt; System &gt; Transfer &gt; Import.</li> <li>4. Select the protocol and tap "Import".</li> </ol>
Auto-Pure Mini (QR code)	MQ-BLD-MI		<ol style="list-style-type: none"> <li>1. On a device screen, go to Run &gt;  &gt; </li> <li>2. Scan the QR code with the device's scanner.</li> </ol>
Auto-Pure S32	MQ_BLD_S32	<a href="http://aabiotech.com/protocols/magnifiq/S32/MQ_BLD_S32.txt">aabiotech.com/protocols/magnifiq/S32/MQ_BLD_S32.txt</a>	<ol style="list-style-type: none"> <li>1. Create folder "im_export_protocols" on a USB drive and copy the protocol file to it.</li> <li>2. Insert the USB drive into a USB slot in the device.</li> <li>3. On a device screen, go to Protocols &gt; Import.</li> <li>4. Select the protocol and tap "Import".</li> </ol>

## Extraction protocol

1. Place **XS-BL** strips in the rack.



2. Remove the foil from the **XS-BL** strips starting from well 6.

**Note.** The wells are numbered on the side of the strip. Well 6 is distinguished by a rounded edge.

Carefully peel back the foil by removing it slowly at an approximately 45° angle so that all plastic comes off the top of the strip/cartridge. Ensure that all foil and any residual adhesive are completely removed before placing strips/cartridges in the extraction device (see figure).



3. Add **200 µl** of blood sample and **20 µl** of **Proteinase K** to the well 1 (first from the left) on the **XS-BL** strip.

**Attention.** If the volume of blood is less than **200 µl**, add Tris buffer to reach a total volume of 200 µl.

4. Place the rack in the extraction device.
5. Place the appropriate number of **tip combs 8** in the extraction device.
6. Run the protocol on your device.

7. After the program is over, remove the combs and then remove the rack from the extraction device and transfer the purified DNA located in well 6 (first from the right) on the **XS-BL** strip into sterile tubes (not included).

**Note.** Store extracted material at 4 °C.

## Safety information

---



**DANGER**

### Proteinase K

H315 Causes skin irritation.  
H319 Causes serious eye irritation.  
H334 May cause allergy or asthma symptoms or breathing difficulties if inhaled.  
H335 May cause respiratory irritation.  
P261 Avoid breathing dust.  
P305+P351+P338 If in eyes: rinse cautiously with water for several minutes. Remove contact lenses, if present and easy to do. Continue rinsing.  
P342+P311 If experiencing respiratory symptoms call a Poison Center or doctor/physician.

---



**DANGER**

### XS-BL - extraction strip

H225 Highly flammable liquid and vapor.  
H319 Causes serious eye irritation.  
H336 May cause drowsiness or dizziness.  
P210 Keep away from heat, hot surfaces, sparks, open flames and other ignition sources. No smoking.  
P261 Avoid breathing vapors.  
P305+P351+P338 If in eyes: rinse cautiously with water for several minutes. Remove contact lenses, if present and easy to do. Continue rinsing.

---



**A&A BIOTECHNOLOGY**  
innovating life science

A&A Biotechnology, ul. Strzelca 40, 80-299 Gdańsk, Poland  
phone +48 883 323 761, +48 600 776 268  
info@aabiotech.com, www.aabiotech.com

version 2026-2

